



自动切换式一体型调压器

Integrated Type Automatic Change-Over Regulator

此类调压器由二段一次用自动切换部和二段二次用调压器组成一体化的调压器。是容器内压力由自动切换部减压后,再由二次减压阀减压至正常燃烧压力(2.55~3.3kPa)的二段减压方式。

This regulator has both the automatic change-over section of the primary regulator and the secondary regulator for two-stage decompression in a single unit. It features two-stage decompression in which the gas cylinder pressure is adjusted to the appropriate combustion pressure (2.55-3.3kPa) by first reducing pressure at the automatic change-over section and then reducing pressure further at the secondary regulator.

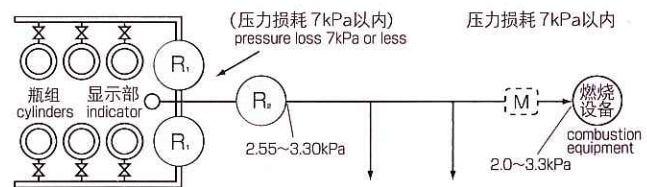
AXS-10A




AXS-8A带油拧
AXS-8A with Union



■ 使用图例 Example of use



AXS-10A-4J



■ 规格 Specifications *1

型号 Model	流量范围(C ₃ H ₈) Flow rate range	进口压力(MPa) Inlet pressure	出口压力(kPa) Outlet pressure	进口连接 Inlet connection	出口连接 Outlet connection	尺寸(宽×高mm) Spacing (W×L)	重量(kg) Mass
	标准~最大*2 Standard Maximum						
AXS-8A 带油拧 with union	8~10kg/h	0.1~1.56	2.55~3.30	Rc ¹ / ₄ ×2	R ¹ / ₂ 油拧 R ¹ / ₂ union	80×173	0.7
AXS-10A	10~12kg/h			Rc ¹ / ₂ or Rc ¹ / ₄	Rc ³ / ₄ 带检查孔球阀 Rc ³ / ₄ ball gas valve with inspection hole	110×226	2.2
AX-20A	20~25kg/h			JIS20K15A法兰 JIS20K15Aflange	R ³ / ₄ 油拧 R ¹ / ₂ union (male)	250×302	4.1
AX-30A	30~35kg/h			JIS20K15A法兰 JIS20K15Aflange	R1油拧 R1 union (male)	250×322	5.7
AX-50	50~70kg/h			JIS20K20A法兰 JIS20K20Aflange	R ¹ / ₄ 油拧 R ¹ / ₄ union	330×440	12.2

*1 入口压力需0.2MPa以上。

The inlet pressure will be needed at least 0.2Mpa.

*2 此调压器,除了上表型号以外,还备有带高压用橡胶软管及高压集气管的型号。迎向敝公司及代理店垂询。

Automatic changeovers with high-pressure rubber hose and various high pressure-collecting devices are also available. If you have any questions, feel free to ask us.

带发信功能自动切换式调压器

Automatic Change-Over Regulator with Signal Transmitting Function


通过发信功能,利用电话线,自动切换式调压器的切换信号传送到中央控制中心(液化气公司)。通过附带这种功能,可以实现液化气公司及时了解液气气的实际使用情况,安排换瓶计划。另外,为了防止使用方供给压力下降到设定压力以下以后再复压时切换显示再变换为白色,切换显示部采用了保持显示机构。

When gas supply switches over to the reserve side, the automatic change-over regulator sends a signal via the telephone circuit to relay this information to the control center (gas equipment user). Through this function, delivery of gas cylinders at more precise and appropriate timing is made possible. The regulator is also equipped with a mechanical signal with self-holding function to prevent chattering.



TAXS-8A

TAXS-10A



TAX-30A

规格 Specifications * 1

型号 Model	流量范围(C ₃ H ₈) Flow rate range	进口压力(MPa) Inlet pressure	出口压力(kPa) Outlet pressure	进口连接 Inlet connection	出口连接 Outlet connection	尺寸(宽×高mm) Spacing (W×L)	重量(kg) Mass
	标准~最大*2 Standard Maximum						
TAXS-8A 带油拧 with union	8~10kg/h	0.15~1.56	2.55~3.30	高性能高压橡胶管×2 High-perfhose×4	R ¹ / ₂ 油拧(阳) R ¹ / ₂ union (male)	80×173	0.7
TAXS-10A	10~12kg/h			Rc ¹ / ₂ or Rc ¹ / ₄	Rc ³ / ₄ 带检查孔球阀 Rc ³ / ₄ ball gas valve with inspection hole	110×226	2.2
TAX-20A	20~25kg/h			JIS20K15A法兰 JIS20K15A flange	Rc ³ / ₄ 油拧 Rc ³ / ₄ union	250×302	4.1
TAX-30A	30~35kg/h			JIS20K15A法兰 JIS20K15A flange	Rc1油拧 Rc1 union	250×322	5.7
TAX-50	50~70kg/h			JIS20K20A法兰 JIS20K20A flange	Rc1 ¹ / ₄ 油拧 Rc1 ¹ / ₄ union	330×440	12.2

* 1 入口压力需0.2MPa以上。

The inlet pressure will be needed at least 0.2Mpa.

* 2 此调压器,除了上表型号以外,还备有带高压用橡胶软管及高压集气管的型号。迎向敝公司及代理店垂询。

Automatic changeovers with high-pressure rubber hose and various high pressure-collecting devices are also available.

If you have any questions, feel free to ask us.

内置开关规格 With built-in switch Specifications

输出信号 Output signal	最大容许电压 Maximum permissible voltage	最大容许电流 Maximum permissible current	端子间电阻 Initial resistance between terminals
无电压 a 接点 Zero voltage a contact point	DC 100V	DC 0.25A	200mΩ以下 200mΩ or less

自动切换分离式调压器

Separate Type Automatic Change-Over Regulator



此类调压器是一体型自动切换调压器中,自动切换的一次减压部分分离出来的调压器。出口压力为0.032-0.083MPa。

This regulator is the primary side automatic change-over section separated from the integrated type automatic change-over regulator. Therefore, the outlet pressure is between 0.032 and 0.083 MPa.

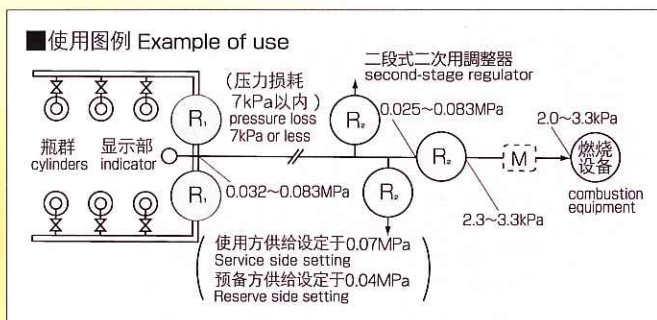
AX-30A-0



AX-50-0




AXF-70-0



可调型自动切换式调压器



AX-10AH1



AX-30AM

自动切换分离式调压器规格 Specifications for Separate Type Automatic Change-Over Regulator

型号 Model	流量范围(C ₃ H ₈) Flow rate range ※ 标准~最大 Standard Maximum	进口压力(MPa) Inlet pressure	出口压力(kPa) Outlet pressure	进口连接 Inlet connection	出口连接 Outlet connection	尺寸(宽×高mm) Spacing (W×L)	重量(kg) Mass
AX-30A-0	30~40kg/h	0.1~1.56	0.032~0.083	JIS20K15A法兰 JIS20K15A flange	Rc1/2	250×60	2.8
AX-50-0	50~70kg/h			JIS20K20A法兰 JIS20K20A flange	R1	330×160	7.7
AXF-70-0	70~100kg/h			JIS20K20A法兰 JIS20K20A flange	JIS10K25A法兰 JIS10K20A flange	750×120	23.4
AXF-100-0	100~150kg/h			JIS20K25A法兰 JIS20K25A flange	JIS10K25A法兰 JIS10K15A flange	950×150	40.0
AXF-200-0	200~300kg/h			JIS20K25A法兰 JIS20K25A flange	JIS10K40A法兰 JIS10K40A flange	950×150	42.9
AXF-300-0	300~450kg/h			JIS20K40A法兰 JIS20K40A flange	JIS10K50A法兰 JIS10K50A flange	1200×150	104
AXF-400-0	400~600kg/h			JIS20K50A法兰 JIS20K50A flange	JIS10K50A法兰 JIS10K50A flange	1200×150	107
AXF-500-0	500~750kg/h			JIS20K50A法兰 JIS20K50A flange	JIS10K50A法兰 JIS10K50A flange	1200×150	107

※ 入口压力需0.2MPa以上。(LPG) (使用方供给设定于0.07MPa·预备方供给设定于0.04MPa)
The inlet pressure will be needed at least 0.2Mpa. (Service side setting 0.07MPa Reserve side setting 0.04MPa)

可调型自动切换式调压器规格 Specifications for Automatic Change-Over Type Medium-Pressure Regulator

型号 Model	流量范围(C ₃ H ₈) Flow rate range ※ 标准~最大 Standard Maximum	进口压力(MPa) Inlet pressure	出口压力(kPa) Outlet pressure	进口连接 Inlet connection	出口连接 Outlet connection	尺寸(宽×高mm) Spacing (W×L)	重量(kg) Mass
AX-10AH1	10~15kg/h	0.1~1.56	3.5~5.5kPa	Rc1/2	R ³ /4油拧(阳)	150×160	2.2
AX-10AH2	10~15kg/h		5.5~10.0kPa				
AX-10M	10~15kg/h	0.2~1.56	0.01~0.09MPa	JIS20K15A法兰	Rc1/2油拧	150×194	1.7
AX-30AM	30~35kg/h		0.02~0.1MPa			250×202	5.5

※ 含带发信功能的型号。(LPG)
Regulator with signal transmitting function type is also available.